




FEATURES

- DLE Series 2 driving light sets produce up to 20,800lm per set of instant light output
- Available in 7", 9" models
- Includes black protective covers
- 5W Osram LED's produce super white light close to daylight
- Multi-volt 10-30V DC input & low current draw
- 50,000 hour LED lifespan with solid state technology
- Thermal management technology
- Light weight tough die-cast aluminium housing & polycarbonate lens
- Water & dust proof IP68 rated
- Simple 2 wire installation with Deutsch plug
- Over/under voltage, reverse polarity protection
- EMI/EMC radio interference approved

LED DRIVING LIGHT KIT



The Roadvision Essentials Series 2 driving light sets are the perfect choice for those seeking value without compromising on quality. Featuring high-performance 5W Osram LEDs, advanced Thermal Management Technology, and housed in durable IP68-rated casings with polycarbonate lenses, these lights are designed to withstand the toughest conditions. Delivering up to 20,800 lumens of instant light output, they offer combination-style beam patterns with a reach of up to 1,155 metres at 1 LUX. Available in popular 7" and 9" sizes, the Essentials Series is an ideal entry-level solution, providing excellent output, reliability, and a sleek look for your rig.

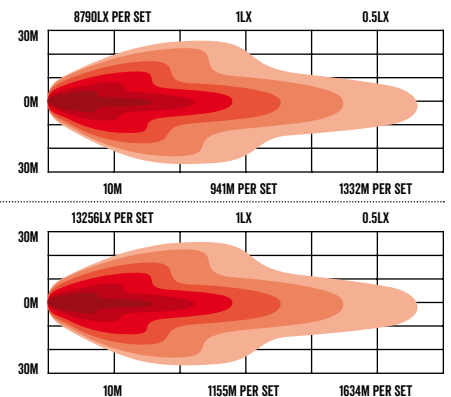
PART NUMBERS



RDL1701C
LED Driving Light 7" RDL1701C Series Combination Beam 10-30V

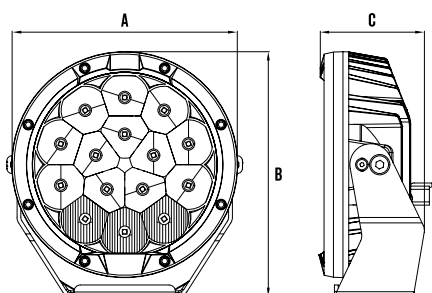


RDL1901C
LED Driving Light 9" RDL1901C Series Combination Beam 10-30V

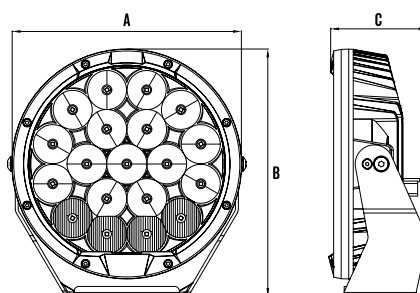


| SPECIFICATIONS | RDL1701C | RDL1901C |
|----------------------|--------------------|--------------------|
| BEAM PATTERN | Combination | Combination |
| LUMENS | 16,000lm Per Set | 20,800lm Per Set |
| LUX @ 10M | 8,790lx Per Set | 13,256lx Per Set |
| BEAM DISTANCE @ 1LX | 941m Per Set | 1155m Per Set |
| INPUT VOLTAGE | 10-30VDC | 10-30VDC |
| MAXIMUM WATTS | 170W Per Set | 240W Per Set |
| NUMBER OF LEDs | 15 x 5W Osram Each | 19 x 5W Osram Each |
| CURRENT DRAW @ 13.8V | 12.32 Amps Per Set | 17.4 Amps Per Set |
| LENS CONSTRUCTION | Polycarbonate | Polycarbonate |
| HOUSING CONSTRUCTION | Die-Cast Aluminium | Die-Cast Aluminium |
| WIRING | 2 Pin Deutsch Plug | 2 Pin Deutsch Plug |
| DIMENSIONS AXBXC | 178 x 193 x 82mm | 229 x 246 x 96mm |

LINE DIAGRAM - RDL1701C



LINE DIAGRAM - RDL1901C



LED DRIVING LIGHT KIT