



FEATURES

- Low profile 10 function 360° high intensity LED micro light bars
- Single, strobe, triple, simulated rotating & combination flash patterns
- Multi-volt 10-30V input & low current draw
- 40 SMD LED's produce 20W
- 100,000 hour rated LED lifespan
- Maintenance free solid state technology
- Tough polycarbonate lens & housing
- Waterproof IP67 rated and vibration proof
- Compact low profile 251 x 170 x 41/56mm body
- Available in fixed or magnetic mounts
- EMC, ECE R65/R10 & SAE J845 class 1 approved



The Revolver RLB250 Series low profile micro light bars are the pinnacle in vehicle roof top emergency lighting. Featuring 360 degree high intensity LEDs and 10 selectable flash patterns, the RLB250 Series provide high penetration, high level lighting, from a truly compact yet robust package. Roadvision's high performance Revolver Series emergency lamps are manufactured with LED's (Light Emitting Diodes), rather than regular halogen or xenon strobe bulbs, providing a 100,000 hour rated LED lifespan. With both a polycarbonate housing and lenses, IP67 (waterproof) and SAE Class 1 rating, the RLB250 Series robust construction provides a weatherproof, high performance light bar with no maintenance required. Whether it's through dust, mist or fog, the REVOLVER Series LED compact light bars ensure vehicle visibility in even the toughest conditions.

PART NUMBERS



RLB250Y
Low Profile Micro Bar LED 10-30V 10 Flash Patterns Amber Fixed Mount



RLB250MY
Low Profile Micro Bar LED 10-30V 10 Flash Pattern Amber Magnetic Mount




SPECIFICATIONS

	RLB250Y	RLB250MY
Function	10 Selectable Flash Patterns	10 Selectable Flash Patterns
Light Source	40 SMD LED's	40 SMD LED's
Flash / Rotation Rate	10 Flash Patterns	10 Flash Patterns
Dimensions	251x170x56mm	251x170x41mm
Current Draw Amps	1.6A @ 13.8V	1.6A @ 13.8V
Mounting Type	Single Bolt M12x30mm	Magnetic Mount
Wiring	300mm Sheathed	2500mm Lead with Cig.Plug
Approvals	EMC, ECE R65/R10 & SAE Class 1	EMC, ECE R65/R10 & SAE Class 1

FLASH PATTERN OPERATION

For flash pattern change: Momentarily apply +VDC to yellow wire (fixed model) or by pressing pattern switch on cigarette lighter switch (magnetic model):

- 0.5 Seconds for next pattern
- 2.5 Seconds for flash pattern #1



On/Off Switch
with LED Indicator

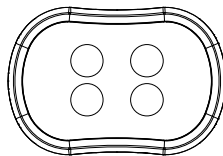
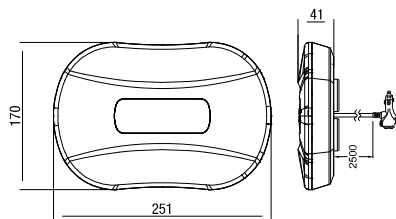
Cigarette lighter switch only available in magnetic mount

Flash Pattern Switch:
Momentarily push switch to change flash patterns

FLASH PATTERNS

1	Single (ECE/SAE), Cycle: 480ms	2	Strobe
3	Combination (Middle triple, both side triple)	4	Rotated
5	Combination (1--5)	6	Combination (1--3--5)
7	Triple	8	Combination (Middle triple, Both side triple, all triple)
9	Combination (Front triple, middle triple, all triple)	10	Combination (Middle triple, left & right triple, front triple, middle triple, back triple, all triple)

LINE DIAGRAM - MAGNETIC



LINE DIAGRAM - FIXED

